

Cooper Lighting Solutions Photometric Lab
1121 Highway 74 South
Peachtree City, GA 30269



Scaled data based on original data using
LM-79-2024 Approved Method: Electrical and Photometric Measurements of Solid-
State Lighting Products

Test Report Prepared for
Cooper Lighting Solutions

Brand: INVUE

Report Number: P1459755

Luminaire Tested: ABB-CX-830-X-U-A-GM-CBP

Issue Date: 5/26/2026

Test Information

Test Method: LM-79-2024
Report Number: P1459755
TEST IS SCALED FROM IESNA LM-79-24 TEST DATA (G2-2509-539-34)
Test Lab: COOPER LIGHTING SOLUTIONS
Issue Date: 5/27/2026
Manufacturer: COOPER LIGHTING SOLUTIONS
Product Line: INVUE
Catalog Number: ABB-CX-830-X-U-A-GM-CBP
Description: ARBOR OUTDOOR ARCHITECTURAL BOLLARD LUMINAIRE
ASYMMETRIC OPTIC, GRAPHITE METALLIC PAINTED FINISH
Light Source: 2200K CCT, 80 CRI LEDS
Ballast/Driver: -

Summary

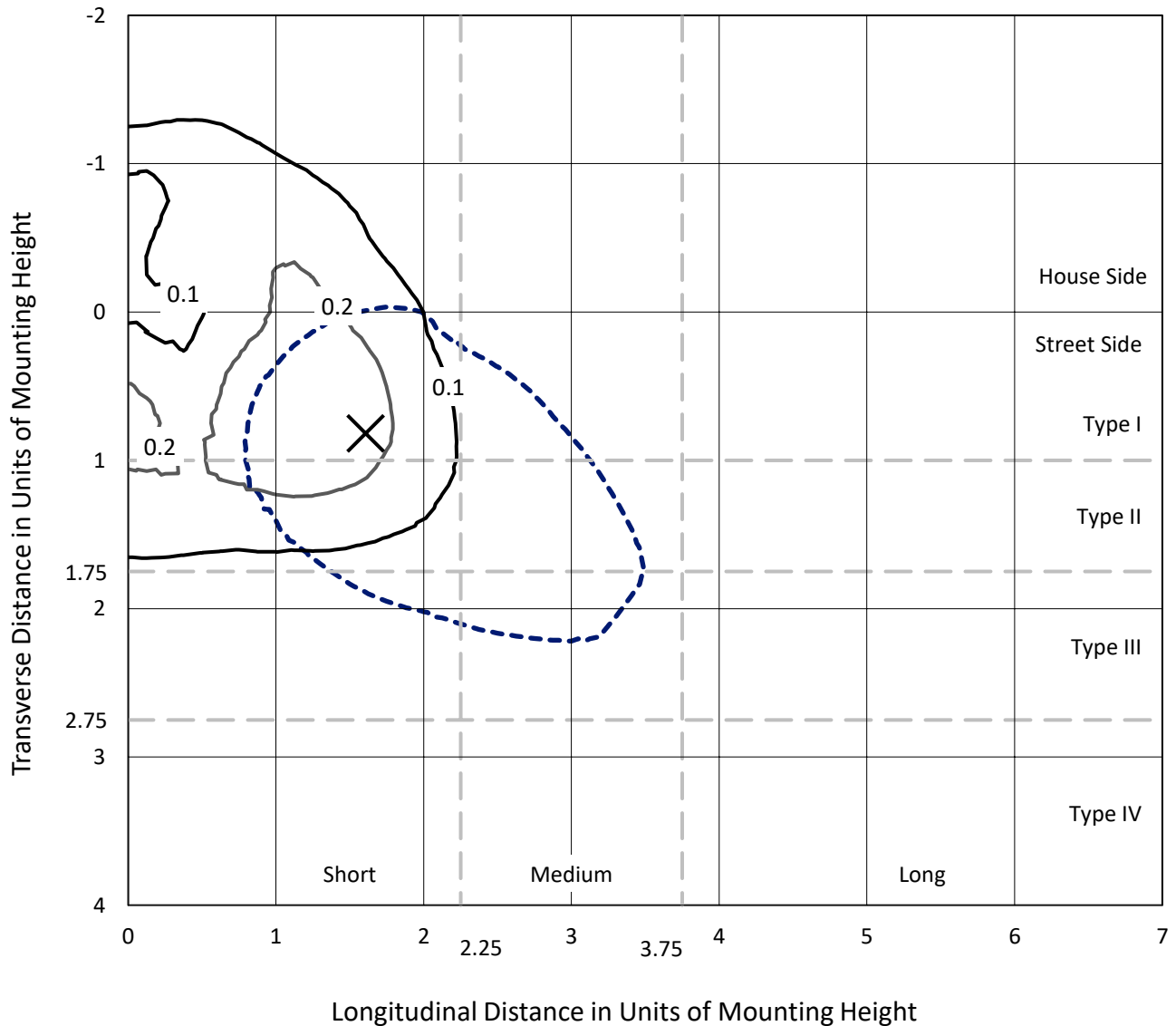
Lumens per Lamp: N/A
Luminaire Lumens: 308.8 lumens
Efficiency: N/A
Efficacy: 34.7 lumens/watt
Luminous Opening: Circular (Dia: 0.4' x H: 0')
IES Classification: Type III - Short
BUG Rating: B0 - U0 - G0

Input Watts (W): 8.9
Input Voltage (V): 120
Input Current (Ain): NR
Voltage Rise (V): NR
Power Factor: N/R
Total Harmonic Distortion (THDi): N/R
Frequency (hertz): 60
Stabilization Time: HR
Operation Time: 3 HR
Ambient Temperature (°C): NR
Test Distance: 28.75 FT

REPORT NUMBER: P1459755
 CATALOG NUMBER: ABB-CX-830-X-U-A-GM-CBP

Iso-Footcandle Lines of Horizontal Illumination

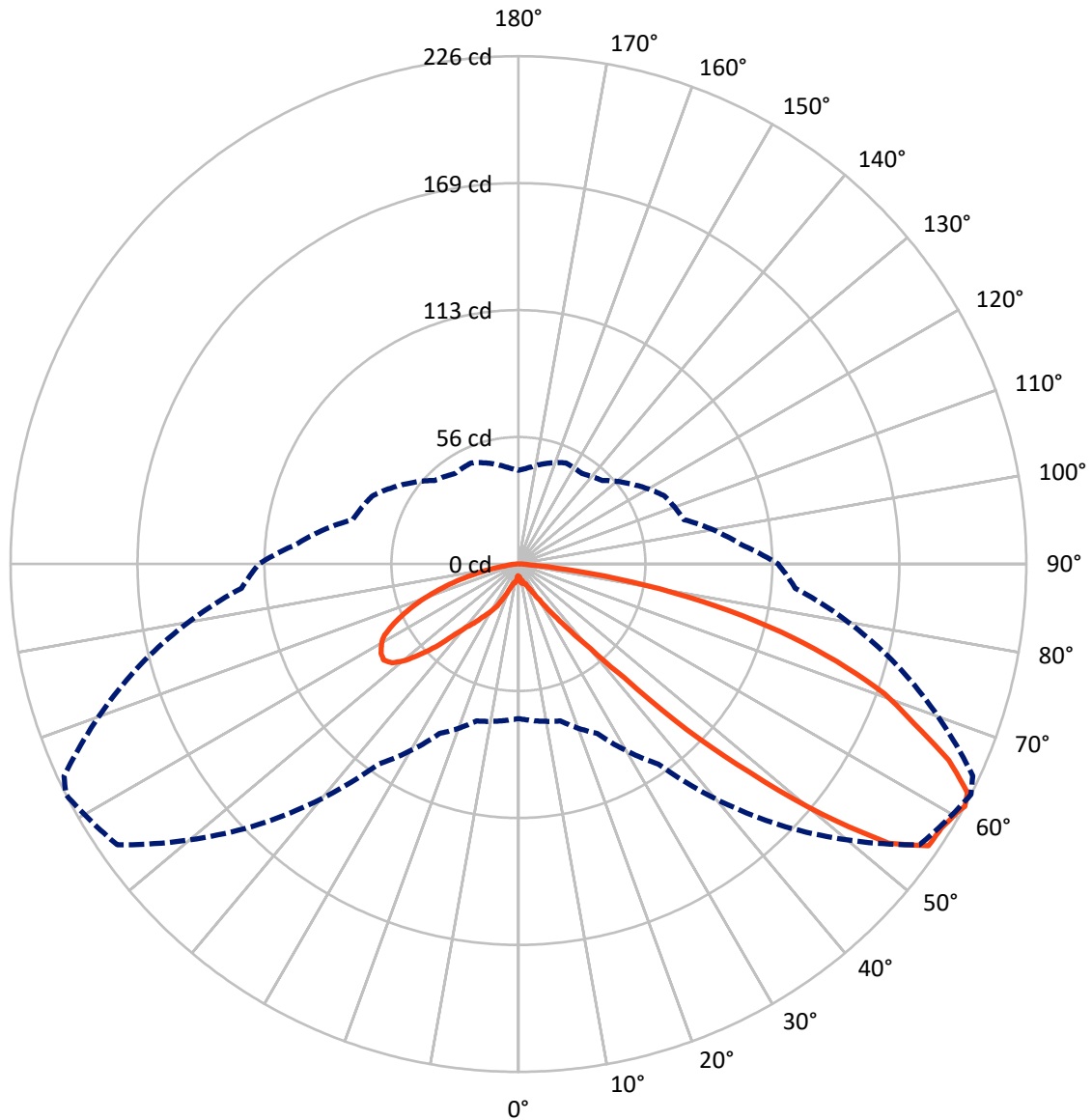
× Max cd
 - - - 1/2 Max cd



Based on 10 foot mounting height. Maximum calculated value = 0.5 fc
 Type III - Short - N/A

REPORT NUMBER: P1459755
CATALOG NUMBER: ABB-CX-830-X-U-A-GM-CBP

Luminous Intensity Polar Plot



— Vertical Plane Through 63-Deg Lateral - - - Horizontal Cone Through 61-Deg Vertical

REPORT NUMBER: P1459755

CATALOG NUMBER: ABB-CX-830-X-U-A-GM-CBP

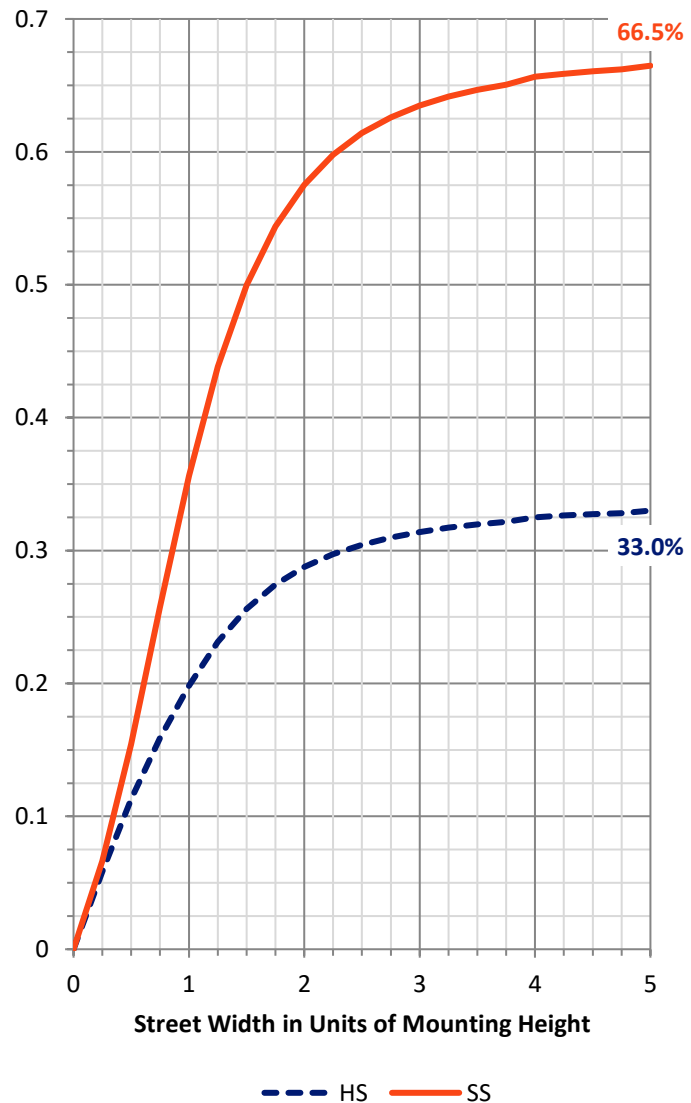
FLUX DISTRIBUTION:

		Downward	Upward	Total
House Side	Lumens	102.7	0.0	102.7
	% Fixture	33.2	0.0	33.2
Street Side	Lumens	206.2	0.0	206.2
	% Fixture	66.8	0.0	66.8
Total	Lumens	308.8	0.0	308.8
	% Fixture	100.0	0.0	100.0

Coefficient of Utilization

ZONAL LUMENS:

Zone	Lumens	% Fixture
0°-10°	0.7	0.2
10°-20°	3.1	1.0
20°-30°	7.7	2.5
30°-40°	17.6	5.7
40°-50°	45.7	14.8
50°-60°	87.4	28.3
60°-70°	88.2	28.6
70°-80°	51.1	16.6
80°-90°	7.2	2.3
90°-100°	0.0	0.0
100°-110°	0.0	0.0
110°-120°	0.0	0.0
120°-130°	0.0	0.0
130°-140°	0.0	0.0
140°-150°	0.0	0.0
150°-160°	0.0	0.0
160°-170°	0.0	0.0
170°-180°	0.0	0.0
0°-90°	308.8	100.0
0°-180°	308.8	100.0



REPORT NUMBER: P1459755

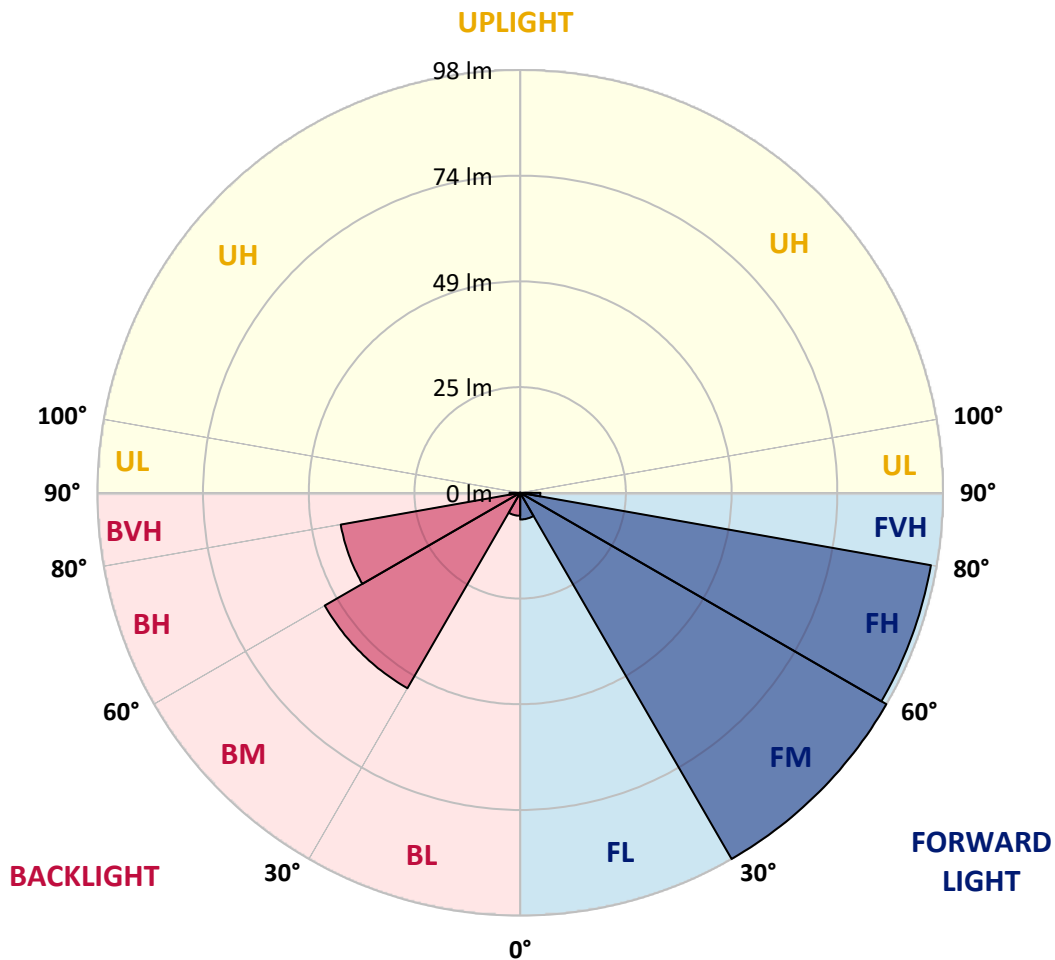
CATALOG NUMBER: ABB-CX-830-X-U-A-GM-CBP

LUMINAIRE CLASSIFICATION SYSTEM LUMEN TABLE AND BUG RATING:

Zone		Lumens	% Fixture	Zone Rating/Lumen Limit		
				B	U	G
FL	(0°-30°)	6.2	2.0			
FM	(30°-60°)	98.3	31.8			
FH	(60°-80°)	97.0	31.4			G0/660
FVH	(80°-90°)	4.7	1.5			G0/10
BL	(0°-30°)	5.3	1.7	B0/110		
BM	(30°-60°)	52.5	17.0	B0/220		
BH	(60°-80°)	42.4	13.7	B0/110		G0/110
BVH	(80°-90°)	2.5	0.8			G0/10
UL	(90°-100°)	0.0	0.0		U0/0	
UH	(100°-180°)	0.0	0.0		U0/0	

BUG Rating: B0-U0-G0

Type III Short





REPORT NUMBER: P1459755

CATALOG NUMBER: ABB-CX-830-X-U-A-GM-CBP

CANDELA DISTRIBUTION (FULL):

	0°	5°	15°	25°	35°	45°	55°	63°	65°	75°	85°
0°	5.8	5.8	5.8	5.8	5.8	5.8	5.8	5.8	5.8	5.8	5.8
2.5°	9.2	9.8	8.7	8.7	8.1	7.5	6.9	6.3	6.3	5.8	5.8
5°	12.1	11.5	10.4	8.7	8.1	6.9	6.3	5.8	5.8	5.8	5.2
7.5°	13.3	12.1	12.1	10.4	9.2	9.2	9.2	8.1	7.5	6.9	6.9
10°	12.7	12.7	12.7	11.5	11.0	10.4	9.2	8.7	8.1	7.5	8.1
12.5°	11.5	11.5	13.3	12.7	11.0	10.4	9.2	7.5	7.5	7.5	6.9
15°	12.1	12.7	14.4	14.4	13.3	11.0	9.8	8.7	8.7	8.1	7.5
17.5°	15.0	15.0	15.0	15.0	15.0	12.7	9.8	9.2	8.7	8.7	8.7
20°	17.3	17.3	16.7	16.7	16.7	13.3	11.0	9.8	9.8	9.8	9.2
22.5°	20.8	20.2	21.4	19.0	17.9	14.4	12.1	11.5	11.5	11.0	10.4
25°	25.4	26.6	23.1	20.2	19.0	15.6	13.3	12.7	12.7	13.3	12.1
27.5°	31.2	31.2	26.0	23.1	20.8	17.3	16.2	15.6	15.0	15.6	15.0
30°	34.1	34.6	30.0	25.4	23.1	20.8	19.0	18.5	18.5	19.0	17.9
32.5°	37.5	38.1	32.9	28.3	25.4	24.2	24.2	23.7	23.1	22.5	20.8
35°	41.0	41.6	37.5	31.2	29.4	29.4	30.0	29.4	28.9	27.1	24.8
37.5°	44.4	45.0	41.0	35.2	32.9	35.2	37.5	38.1	36.9	34.1	30.0
40°	46.8	48.5	44.4	38.7	38.1	42.7	47.9	49.6	48.5	43.3	35.8
42.5°	50.2	51.9	49.6	43.9	44.4	53.7	65.8	69.3	67.5	58.3	46.2
45°	58.3	59.5	58.9	54.8	56.6	76.2	100.4	105.1	101.6	83.1	62.9
47.5°	63.5	63.5	65.2	61.8	68.1	99.9	131.6	138.5	135.1	107.4	79.7
50°	70.4	70.4	74.5	73.9	84.8	128.1	166.2	174.9	172.0	136.8	98.7
52.5°	72.7	74.5	79.1	81.4	98.7	147.8	197.4	206.1	203.8	157.6	113.1
55°	73.9	75.6	80.2	84.3	106.8	161.0	216.5	221.1	218.8	172.6	120.1
57.5°	73.3	75.0	78.5	83.7	107.9	165.7	216.5	221.6	219.3	177.2	122.4
60°	71.0	71.6	73.9	83.1	108.5	165.1	216.5	224.0	222.2	176.0	124.1
61°	68.7	69.8	72.2	83.1	108.5	163.9	217.6	225.7	222.8	174.3	123.5
62.5°	65.8	67.0	68.7	82.5	106.8	159.9	216.5	224.0	221.1	170.3	120.1
65°	60.0	60.0	60.6	79.7	99.9	147.8	204.3	210.1	204.9	158.7	111.4
67.5°	51.9	51.4	53.1	75.0	92.4	133.9	186.4	189.9	186.4	143.7	102.2
70°	42.7	42.7	45.0	68.1	83.7	117.2	168.5	172.6	169.1	125.8	92.9
72.5°	34.1	32.9	36.9	57.7	72.7	99.3	145.5	147.8	145.5	106.8	79.7
75°	24.8	23.1	29.4	46.8	59.5	78.5	117.7	120.6	116.6	83.7	64.6
77.5°	16.7	15.0	20.8	32.9	43.3	56.6	87.7	89.5	85.4	60.0	47.3
80°	9.8	9.2	13.3	19.0	26.0	35.2	55.4	57.7	53.7	37.5	28.9
82.5°	6.3	5.8	6.9	7.5	9.2	15.6	24.8	26.0	22.5	14.4	11.5
85°	4.0	3.5	3.5	2.9	3.5	3.5	3.5	4.6	4.0	3.5	2.9
87.5°	2.9	2.9	2.3	2.3	2.3	2.3	2.9	2.9	2.9	2.3	2.3
90°	0.0	0.0	0.0	0.0	0.0	0.0	0.0	0.0	0.0	0.0	0.0



REPORT NUMBER: P1459755

CATALOG NUMBER: ABB-CX-830-X-U-A-GM-CBP

CANDELA DISTRIBUTION (continued):

	90°	95°	105°	115°	125°	135°	145°	155°	165°	175°	180°
0°	5.8	5.8	5.8	5.8	5.8	5.8	5.8	5.8	5.8	5.8	5.8
2.5°	5.2	5.2	5.2	5.2	5.2	5.8	5.2	5.8	5.8	5.8	5.8
5°	5.2	5.2	5.8	5.8	6.3	6.3	6.3	6.3	5.8	5.8	5.2
7.5°	6.9	6.9	6.9	7.5	8.1	7.5	6.9	7.5	7.5	6.9	6.9
10°	7.5	7.5	7.5	8.1	9.2	9.2	8.7	8.7	8.7	7.5	7.5
12.5°	7.5	7.5	8.1	8.1	8.7	10.4	9.8	10.4	9.8	8.7	8.7
15°	8.1	8.1	8.7	8.7	10.4	11.5	11.0	11.0	10.4	8.7	8.7
17.5°	9.2	9.2	9.8	9.8	11.5	12.7	13.3	11.5	11.0	9.2	9.2
20°	9.2	9.8	11.5	11.5	13.3	13.9	15.0	13.3	11.5	10.4	10.4
22.5°	10.4	10.4	12.1	14.4	15.6	15.6	16.2	13.9	12.1	11.0	11.0
25°	12.1	12.1	14.4	17.3	17.9	16.7	17.3	15.0	12.7	11.0	11.0
27.5°	14.4	15.6	17.9	21.4	19.6	18.5	17.9	16.2	13.3	12.1	11.5
30°	18.5	17.9	20.8	23.7	22.5	20.2	19.6	17.3	13.9	12.1	12.1
32.5°	21.9	21.9	24.2	26.6	25.4	22.5	21.4	18.5	15.0	12.7	12.7
35°	26.0	26.6	27.7	29.4	27.7	24.2	23.1	20.2	16.2	13.9	13.9
37.5°	30.6	31.2	31.7	33.5	30.6	27.1	25.4	21.9	17.9	15.6	16.2
40°	35.8	36.9	36.9	36.9	34.1	30.0	28.3	24.2	20.8	19.0	19.6
42.5°	45.6	46.2	45.0	42.7	38.7	34.1	32.9	29.4	25.4	23.1	24.8
45°	60.0	58.9	56.6	51.4	46.2	40.4	38.7	35.2	31.2	28.9	30.6
47.5°	73.9	70.4	67.0	59.5	53.1	46.8	44.4	42.1	37.5	34.6	36.4
50°	91.8	83.7	76.8	67.5	59.5	53.1	49.6	47.9	42.7	39.8	39.8
52.5°	104.5	92.4	82.0	73.3	63.5	56.0	52.5	51.4	46.2	42.7	42.1
55°	109.1	96.4	83.7	75.6	65.2	56.6	53.1	51.9	47.3	43.9	43.3
57.5°	112.0	98.1	81.4	75.0	64.1	55.4	51.4	51.4	47.3	43.9	43.3
60°	115.4	99.9	77.9	72.7	62.3	53.7	50.2	50.2	46.8	43.3	42.7
61°	115.4	99.3	76.2	71.6	61.8	52.5	49.1	49.6	46.2	42.7	41.6
62.5°	113.7	97.5	72.7	69.3	59.5	50.8	47.9	48.5	45.0	41.6	41.0
65°	107.9	92.9	67.5	62.9	54.3	46.2	44.4	45.0	42.1	38.7	38.1
67.5°	100.4	86.6	60.6	55.4	47.9	41.6	40.4	40.4	38.7	35.2	34.6
70°	89.5	77.9	53.1	47.3	41.6	36.4	35.8	36.4	34.1	31.7	30.6
72.5°	75.6	66.4	45.0	38.1	34.1	30.6	31.2	30.6	29.4	27.1	26.0
75°	58.9	53.1	35.8	28.9	26.0	24.8	24.8	24.8	23.7	22.5	21.4
77.5°	41.0	37.5	24.8	20.2	18.5	18.5	18.5	17.9	17.9	16.7	15.6
80°	23.1	21.4	13.9	12.1	11.5	12.1	12.1	11.0	11.5	11.5	10.4
82.5°	7.5	7.5	6.3	6.3	6.3	6.3	5.8	5.2	6.3	6.9	5.8
85°	2.3	2.9	2.9	3.5	3.5	2.9	2.9	2.9	3.5	4.0	3.5
87.5°	1.7	1.7	2.3	2.3	2.3	2.3	2.3	2.3	2.3	2.9	2.9
90°	0.0	0.0	0.0	0.0	0.0	0.0	0.0	0.0	0.0	0.0	0.0

Cooper Lighting Solutions Photometric Lab
1121 Highway 74 South
Peachtree City, GA 30269



LM-79-2019: Approved Method: Electrical and Photometric Measurements of Solid-State Lighting Products

Report Prepared for

Cooper Lighting Solutions

Invue

Report Number: SP1-2509-539-5

Test Date: 04/14/2026

Luminaire Tested: Luxscape Bollard

Data in this report applies to families of products including ;Luxscape

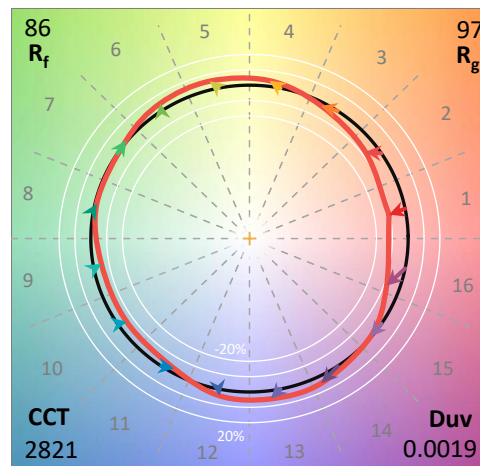
Test Information

Test Method: LM-79-2019
 Report Number: SP1-2509-539-5
 Test Lab: COOPER LIGHTING SOLUTIONS
 Photometer: SP1 - 76IN SPHERE
 Measurement Geometry: 4π
 Issue Date: 04/15/2026
 Manufacturer: COOPER LIGHTING SOLUTIONS
 Product Line: Invue
 Catalog Number: **Luxscape Bollard**
 Description: ARB-C1-830-LED-XX-Dx-S-GM-SPECULAR REFLECTOR

Spectral Parameters

CCT (K): 2821
 CIE u': 0.2567
 CIE v': 0.5277
 Duv: 0.0019
 CIE x: 0.4533
 CIE y: 0.4141
 CIE z: 0.1326
 Peak Wavelength (nm): 607
 Dominant Wavelength (nm): 583
 Purity: 60.36315
 Rf: 86.1
 Rg: 97.2

CRI (Ra):	83.8		
R1:	82.0	R9:	8.2
R2:	90.6	R10:	79.9
R3:	97.7	R11:	85.5
R4:	84.0	R12:	78.4
R5:	82.7	R13:	83.9
R6:	90.4	R14:	99.2
R7:	83.6	R15:	73.1
R8:	59.4		



Test Conditions

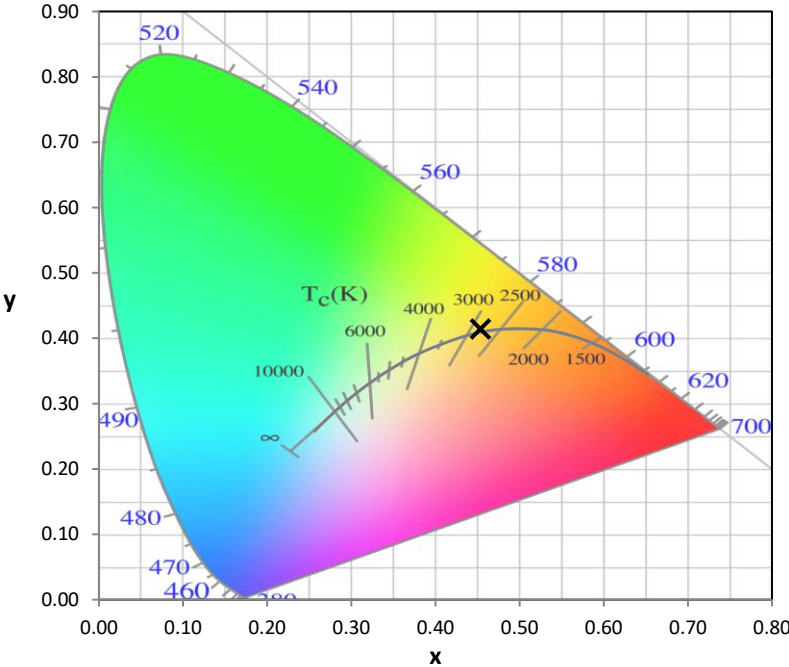
Stabilization Time: 28M
 Operation Time: 1H 28M
 Sphere Temperature (°C): 25.1

REPORT NUMBER: SP1-2509-539-5

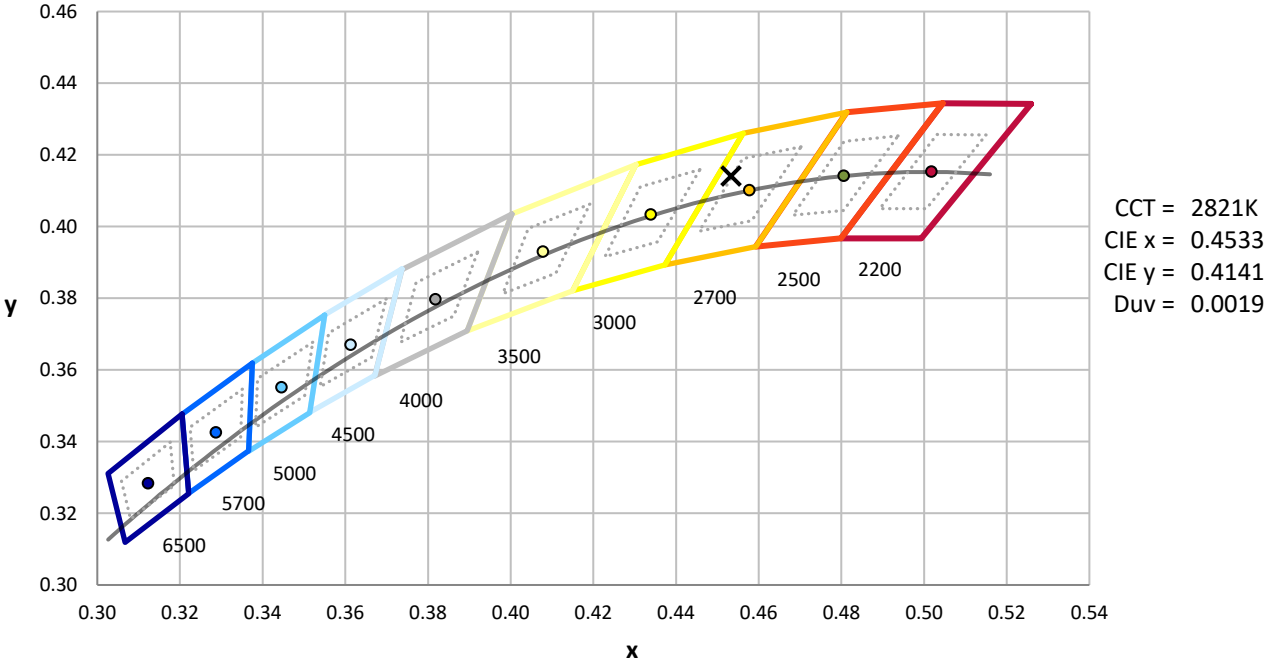
Measurement and Test Equipment			
Instrument	Identification Number	Calibration Date	Calibration Due Date
Photometer	76INCH SPHERE IN0058	12/16/2025	6/16/2026
Power Meter	XITRON INXT2011004	10/21/2025	10/21/2026
AC Power Source	CHROMA 61603 IN0063	10/21/2025	10/21/2026
DC Power Source	AGILENT E3634A IN0208	10/21/2025	10/21/2026
Sphere Thermometer	ONSET IN0085	10/21/2025	10/21/2026
Room Thermometer	ONSET IN0046	10/21/2025	10/21/2026

REPORT NUMBER: SP1-2509-539-5

CIE 1931 Chromaticity Diagram



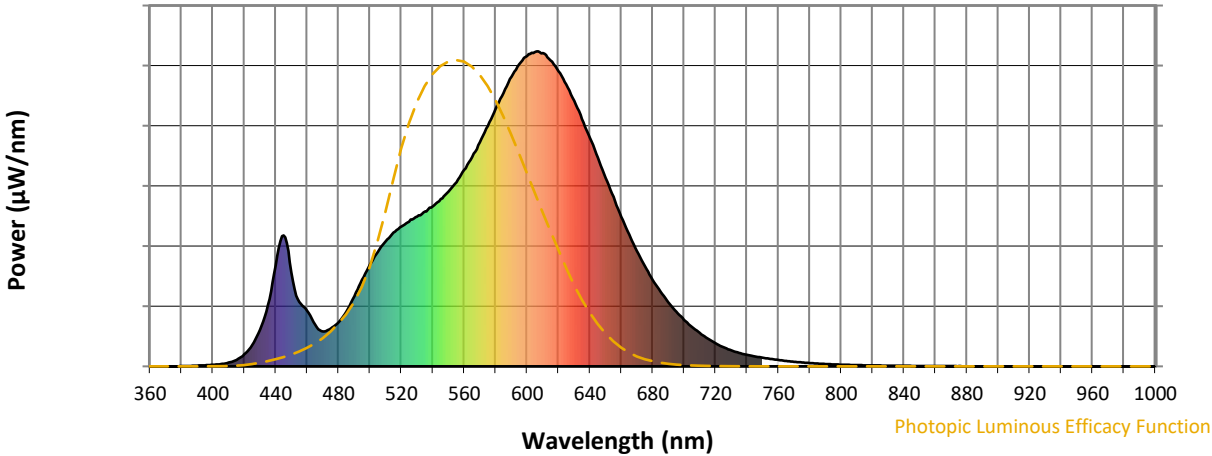
CIE 1931 Chromaticity Diagram with 2017 ANSI 7-Step and 4-Step Quadrangles



Point lies inside the ANSI 2700K 7-step quadrangle

REPORT NUMBER: SP1-2509-539-5

Photopic Flux vs. Wavelength

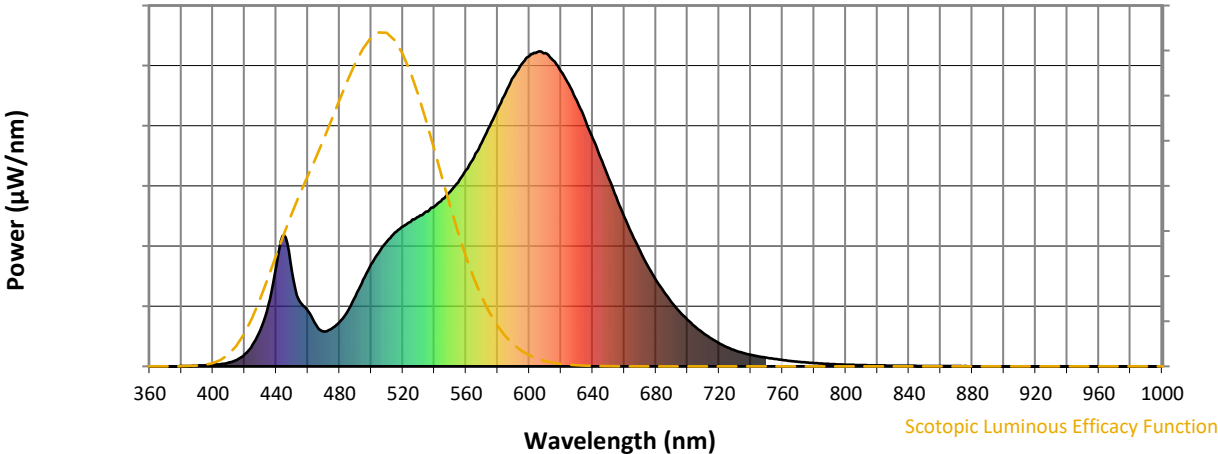


Photopic Lumens: NR

λ (nm)	Power W [^] /nm	Lumens (φ/nm)	λ (nm)	Power W [^] /nm	Lumens (φ/nm)	λ (nm)	Power W [^] /nm	Lumens (φ/nm)	λ (nm)	Power W [^] /nm	Lumens (φ/nm)	λ (nm)	Power W [^] /nm	Lumens (φ/nm)
360	0	NR	490	223	NR	620	936	NR	750	28	NR	880	0	NR
365	0	NR	495	275	NR	625	895	NR	755	24	NR	885	0	NR
370	0	NR	500	324	NR	630	843	NR	760	20	NR	890	0	NR
375	0	NR	505	363	NR	635	786	NR	765	17	NR	895	0	NR
380	1	NR	510	397	NR	640	725	NR	770	15	NR	900	0	NR
385	1	NR	515	425	NR	645	663	NR	775	12	NR	905	0	NR
390	2	NR	520	444	NR	650	599	NR	780	11	NR	910	0	NR
395	3	NR	525	459	NR	655	538	NR	785	9	NR	915	0	NR
400	5	NR	530	476	NR	660	475	NR	790	8	NR	920	0	NR
405	7	NR	535	492	NR	665	419	NR	795	6	NR	925	0	NR
410	12	NR	540	508	NR	670	365	NR	800	5	NR	930	0	NR
415	20	NR	545	531	NR	675	318	NR	805	5	NR	935	0	NR
420	38	NR	550	554	NR	680	274	NR	810	4	NR	940	0	NR
425	68	NR	555	584	NR	685	237	NR	815	3	NR	945	0	NR
430	116	NR	560	623	NR	690	204	NR	820	3	NR	950	0	NR
435	195	NR	565	664	NR	695	174	NR	825	3	NR	955	0	NR
440	320	NR	570	711	NR	700	148	NR	830	2	NR	960	0	NR
445	416	NR	575	762	NR	705	125	NR	835	2	NR	965	0	NR
450	297	NR	580	817	NR	710	106	NR	840	2	NR	970	0	NR
455	204	NR	585	867	NR	715	88	NR	845	1	NR	975	0	NR
460	177	NR	590	920	NR	720	73	NR	850	1	NR	980	0	NR
465	133	NR	595	959	NR	725	61	NR	855	1	NR	985	0	NR
470	111	NR	600	986	NR	730	51	NR	860	1	NR	990	0	NR
475	120	NR	605	997	NR	735	43	NR	865	1	NR	995	0	NR
480	140	NR	610	994	NR	740	37	NR	870	1	NR	1000	0	NR
485	174	NR	615	972	NR	745	32	NR	875	1	NR			

REPORT NUMBER: SP1-2509-539-5

Scotopic Flux vs. Wavelength

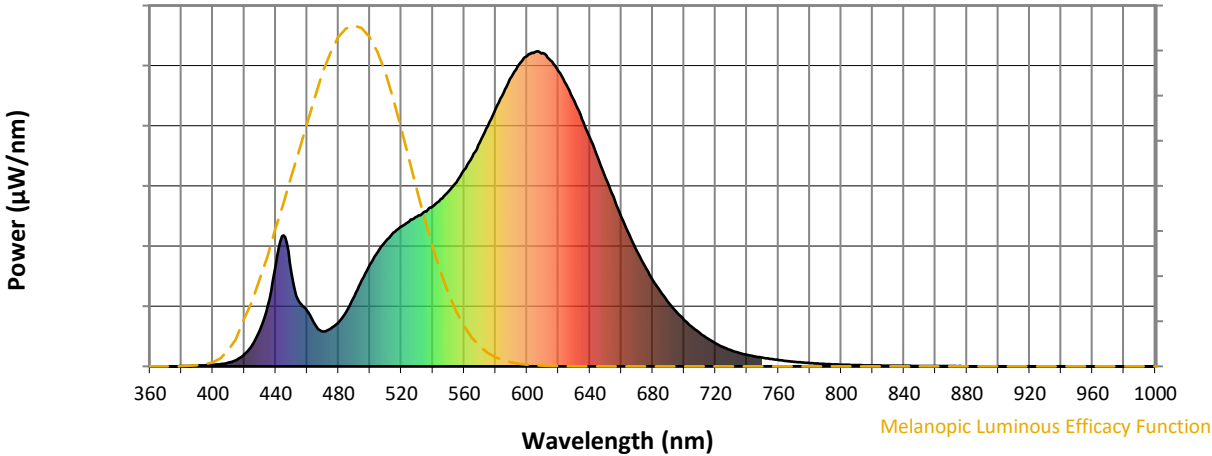


Scotopic Lumens: NR S/P: 1.26

λ (nm)	Power W [^] /nm	Lumens (φ/nm)	λ (nm)	Power W [^] /nm	Lumens (φ/nm)	λ (nm)	Power W [^] /nm	Lumens (φ/nm)	λ (nm)	Power W [^] /nm	Lumens (φ/nm)	λ (nm)	Power W [^] /nm	Lumens (φ/nm)
360	0	NR	490	223	NR	620	936	NR	750	28	NR	880	0	NR
365	0	NR	495	275	NR	625	895	NR	755	24	NR	885	0	NR
370	0	NR	500	324	NR	630	843	NR	760	20	NR	890	0	NR
375	0	NR	505	363	NR	635	786	NR	765	17	NR	895	0	NR
380	1	NR	510	397	NR	640	725	NR	770	15	NR	900	0	NR
385	1	NR	515	425	NR	645	663	NR	775	12	NR	905	0	NR
390	2	NR	520	444	NR	650	599	NR	780	11	NR	910	0	NR
395	3	NR	525	459	NR	655	538	NR	785	9	NR	915	0	NR
400	5	NR	530	476	NR	660	475	NR	790	8	NR	920	0	NR
405	7	NR	535	492	NR	665	419	NR	795	6	NR	925	0	NR
410	12	NR	540	508	NR	670	365	NR	800	5	NR	930	0	NR
415	20	NR	545	531	NR	675	318	NR	805	5	NR	935	0	NR
420	38	NR	550	554	NR	680	274	NR	810	4	NR	940	0	NR
425	68	NR	555	584	NR	685	237	NR	815	3	NR	945	0	NR
430	116	NR	560	623	NR	690	204	NR	820	3	NR	950	0	NR
435	195	NR	565	664	NR	695	174	NR	825	3	NR	955	0	NR
440	320	NR	570	711	NR	700	148	NR	830	2	NR	960	0	NR
445	416	NR	575	762	NR	705	125	NR	835	2	NR	965	0	NR
450	297	NR	580	817	NR	710	106	NR	840	2	NR	970	0	NR
455	204	NR	585	867	NR	715	88	NR	845	1	NR	975	0	NR
460	177	NR	590	920	NR	720	73	NR	850	1	NR	980	0	NR
465	133	NR	595	959	NR	725	61	NR	855	1	NR	985	0	NR
470	111	NR	600	986	NR	730	51	NR	860	1	NR	990	0	NR
475	120	NR	605	997	NR	735	43	NR	865	1	NR	995	0	NR
480	140	NR	610	994	NR	740	37	NR	870	1	NR	1000	0	NR
485	174	NR	615	972	NR	745	32	NR	875	1	NR			

REPORT NUMBER: SP1-2509-539-5

Melanopic Flux vs. Wavelength



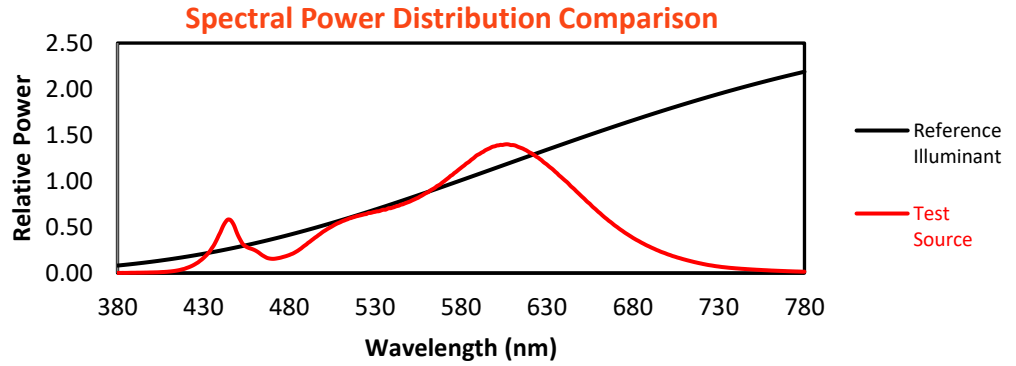
Melanopic Lumens: NR

M/P: 2.34

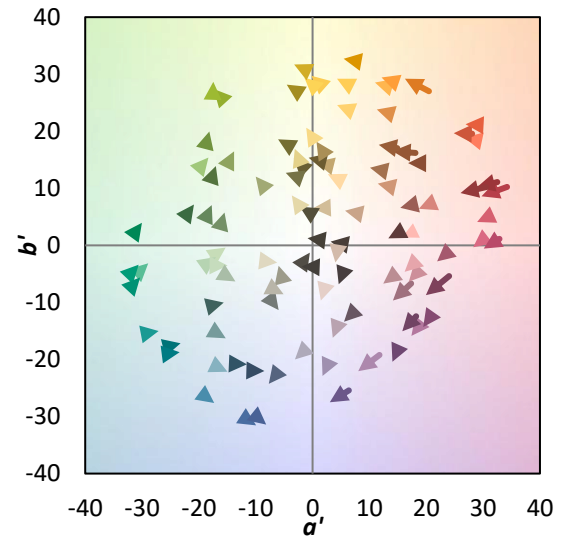
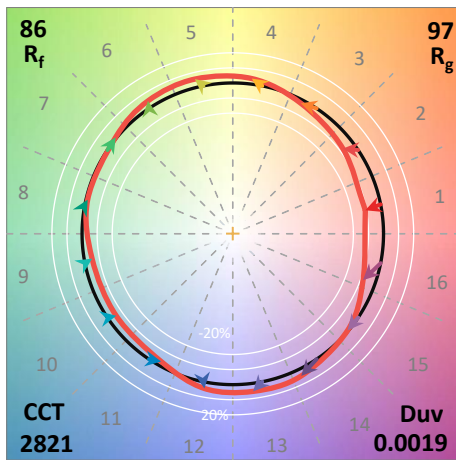
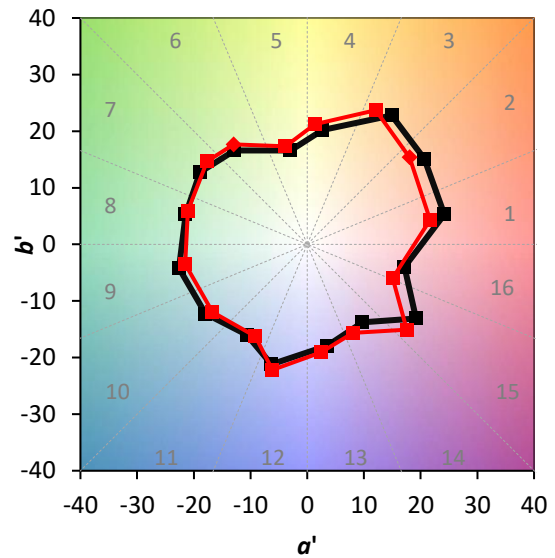
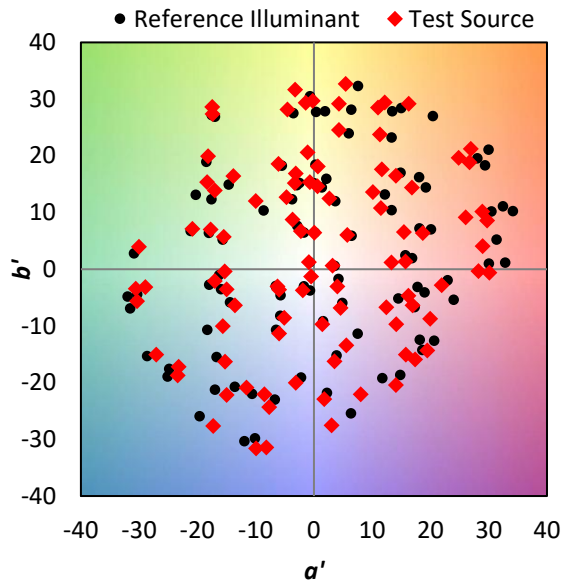
λ (nm)	Power W [^] /nm	Lumens (φ/nm)	λ (nm)	Power W [^] /nm	Lumens (φ/nm)	λ (nm)	Power W [^] /nm	Lumens (φ/nm)	λ (nm)	Power W [^] /nm	Lumens (φ/nm)	λ (nm)	Power W [^] /nm	Lumens (φ/nm)
360	0	NR	490	223	NR	620	936	NR	750	28	NR	880	0	NR
365	0	NR	495	275	NR	625	895	NR	755	24	NR	885	0	NR
370	0	NR	500	324	NR	630	843	NR	760	20	NR	890	0	NR
375	0	NR	505	363	NR	635	786	NR	765	17	NR	895	0	NR
380	1	NR	510	397	NR	640	725	NR	770	15	NR	900	0	NR
385	1	NR	515	425	NR	645	663	NR	775	12	NR	905	0	NR
390	2	NR	520	444	NR	650	599	NR	780	11	NR	910	0	NR
395	3	NR	525	459	NR	655	538	NR	785	9	NR	915	0	NR
400	5	NR	530	476	NR	660	475	NR	790	8	NR	920	0	NR
405	7	NR	535	492	NR	665	419	NR	795	6	NR	925	0	NR
410	12	NR	540	508	NR	670	365	NR	800	5	NR	930	0	NR
415	20	NR	545	531	NR	675	318	NR	805	5	NR	935	0	NR
420	38	NR	550	554	NR	680	274	NR	810	4	NR	940	0	NR
425	68	NR	555	584	NR	685	237	NR	815	3	NR	945	0	NR
430	116	NR	560	623	NR	690	204	NR	820	3	NR	950	0	NR
435	195	NR	565	664	NR	695	174	NR	825	3	NR	955	0	NR
440	320	NR	570	711	NR	700	148	NR	830	2	NR	960	0	NR
445	416	NR	575	762	NR	705	125	NR	835	2	NR	965	0	NR
450	297	NR	580	817	NR	710	106	NR	840	2	NR	970	0	NR
455	204	NR	585	867	NR	715	88	NR	845	1	NR	975	0	NR
460	177	NR	590	920	NR	720	73	NR	850	1	NR	980	0	NR
465	133	NR	595	959	NR	725	61	NR	855	1	NR	985	0	NR
470	111	NR	600	986	NR	730	51	NR	860	1	NR	990	0	NR
475	120	NR	605	997	NR	735	43	NR	865	1	NR	995	0	NR
480	140	NR	610	994	NR	740	37	NR	870	1	NR	1000	0	NR
485	174	NR	615	972	NR	745	32	NR	875	1	NR			

Summary

$R_f = 86.1$
 $R_g = 97.2$
 $CIE R_a = 83.8$
 $R_9 = 8.2$

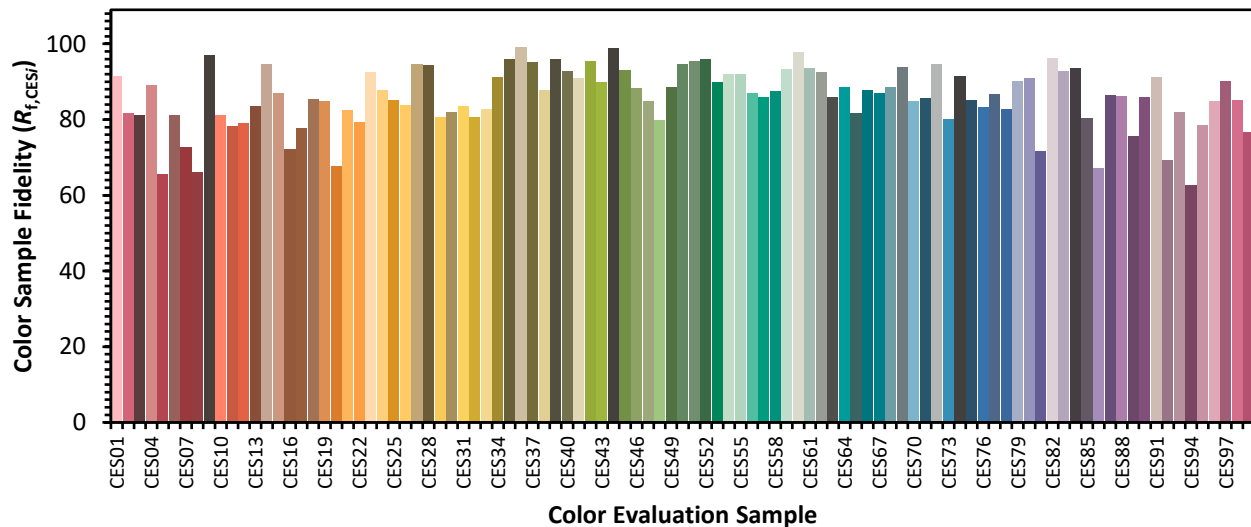


Color Vector Graphics

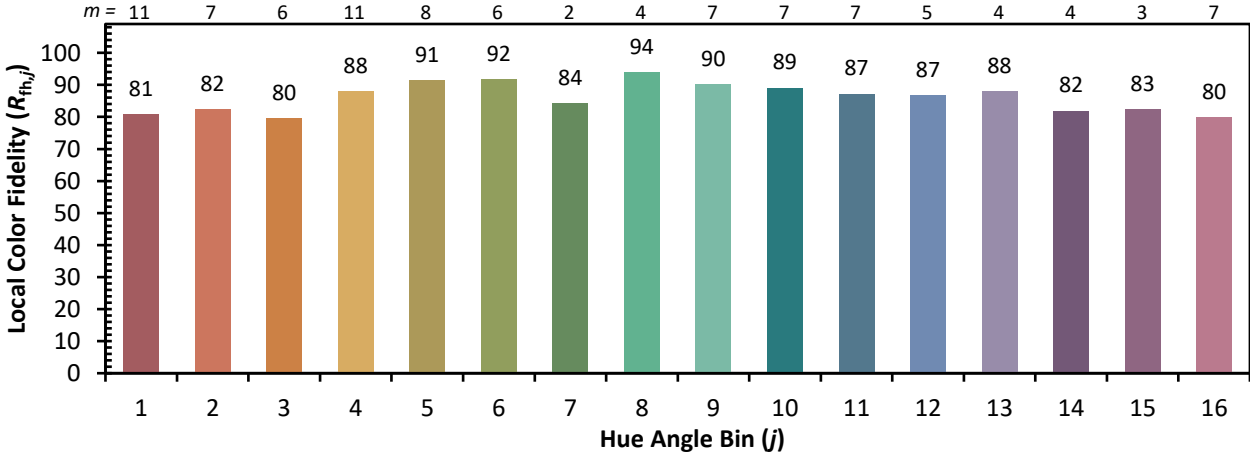
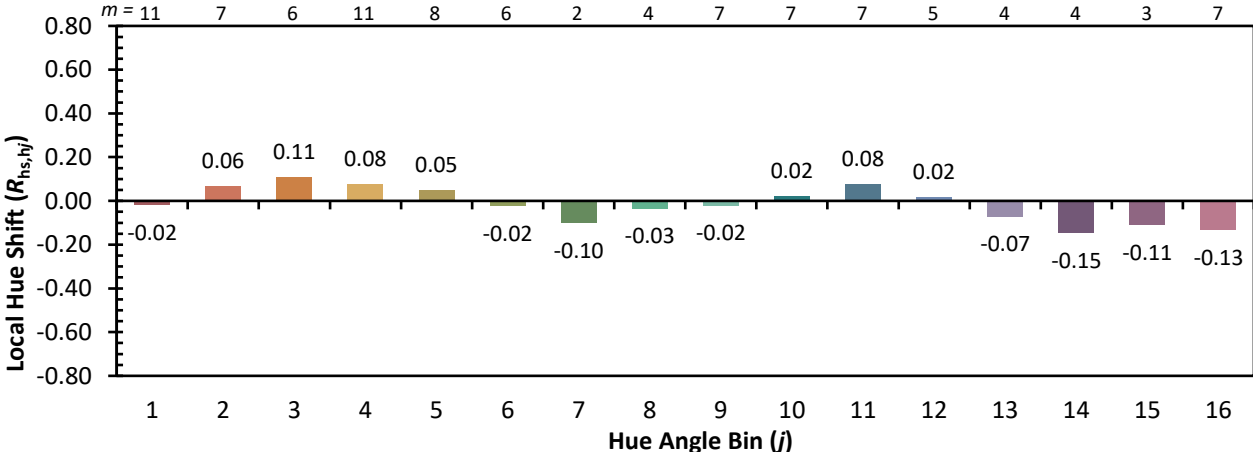
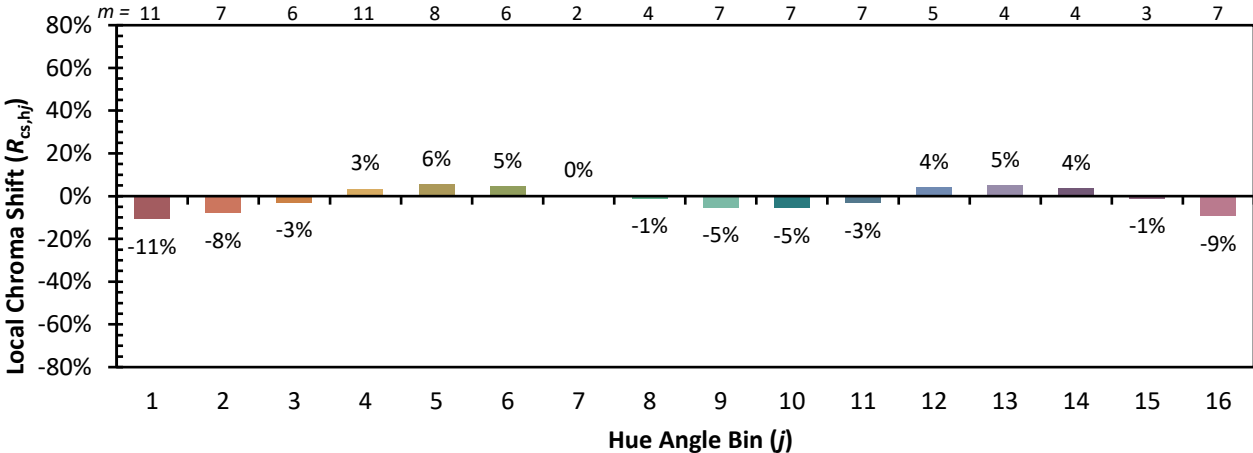


Individual Sample Fidelity Index ($R_{f,i}$)

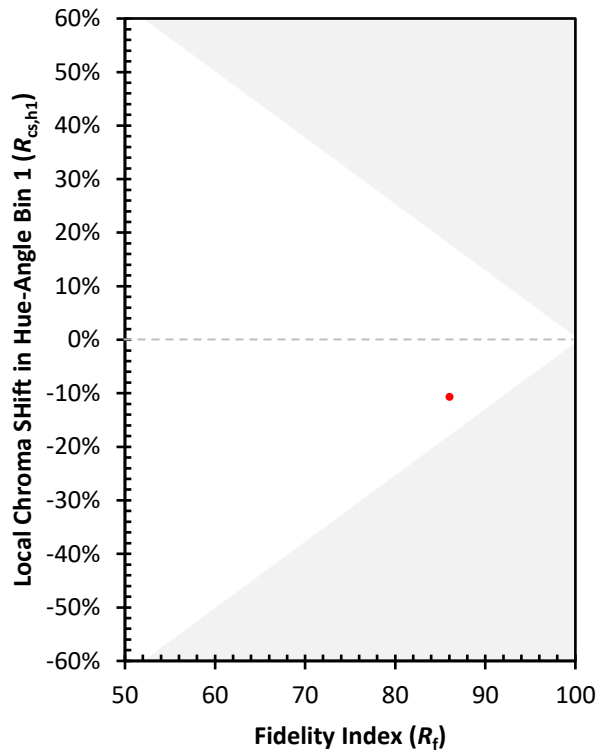
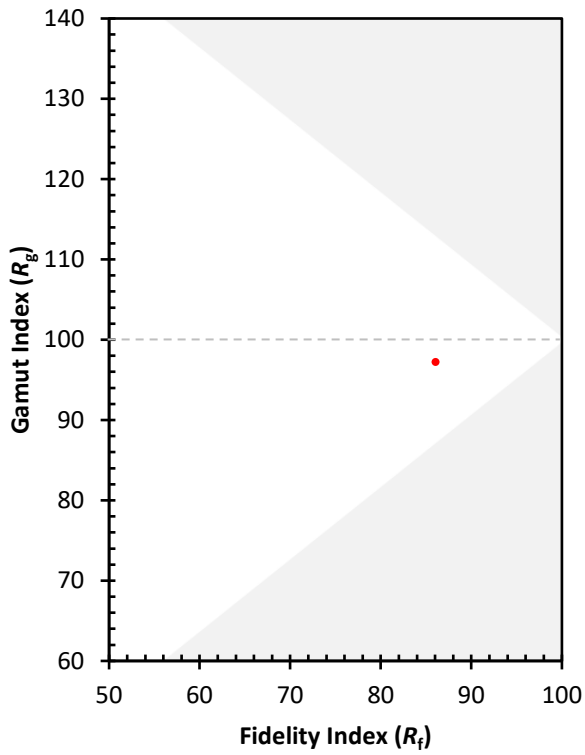
CES01 = 86	CES26 = 84	CES51 = 95	CES76 = 83
CES02 = 63	CES27 = 95	CES52 = 96	CES77 = 87
CES03 = 31	CES28 = 94	CES53 = 90	CES78 = 83
CES04 = 71	CES29 = 81	CES54 = 92	CES79 = 90
CES05 = 50	CES30 = 82	CES55 = 92	CES80 = 91
CES06 = 51	CES31 = 84	CES56 = 87	CES81 = 72
CES07 = 43	CES32 = 81	CES57 = 86	CES82 = 96
CES08 = 41	CES33 = 83	CES58 = 88	CES83 = 93
CES09 = 29	CES34 = 91	CES59 = 93	CES84 = 94
CES10 = 76	CES35 = 96	CES60 = 98	CES85 = 80
CES11 = 59	CES36 = 99	CES61 = 94	CES86 = 67
CES12 = 65	CES37 = 95	CES62 = 92	CES87 = 87
CES13 = 44	CES38 = 88	CES63 = 86	CES88 = 86
CES14 = 74	CES39 = 96	CES64 = 88	CES89 = 76
CES15 = 72	CES40 = 93	CES65 = 82	CES90 = 86
CES16 = 48	CES41 = 91	CES66 = 88	CES91 = 91
CES17 = 50	CES42 = 95	CES67 = 87	CES92 = 69
CES18 = 57	CES43 = 90	CES68 = 89	CES93 = 82
CES19 = 72	CES44 = 99	CES69 = 94	CES94 = 63
CES20 = 67	CES45 = 93	CES70 = 85	CES95 = 79
CES21 = 87	CES46 = 88	CES71 = 86	CES96 = 85
CES22 = 79	CES47 = 85	CES72 = 95	CES97 = 90
CES23 = 92	CES48 = 80	CES73 = 80	CES98 = 85
CES24 = 91	CES49 = 89	CES74 = 91	CES99 = 77
CES25 = 72	CES50 = 95	CES75 = 85	



Color Rendition by Hue-Angle Bin



Measure Comparisons



(END OF REPORT)